

NEW GENERATION OF SECTIONAL DOORS

PRIME



WIŚNIEWSKI

Prime **DISCOVER PERFECTION**

Imagine a new-generation garage door. A door which is not a conversion of solutions to date, but a creative effect of a quest for the balance of state-of-the-art technology, quality, safety and design.

This is what the PRIME door is: innovative, perfected in every detail, and meeting your demands even before you can define them. It is a fully equipped and automatic door that will make you confident of the best choice there is everyday you reach for the remote.

PRIME is unparalleled, and its classic design lines are just a hint of what the smartly designed interior of the door hides.

Be the first, be PRIME. Learn the genuine advantages of the unique PRIME door!





WERNOWSKI





The original INNOVO panel

THE ESSENCE

By designing the unique solution that is PRIME, we reached down to the structural core of what a sectional door is. Our idea was to achieve the best insulation performance possible with a superior aesthetic effect inside of the garage, and exceptional level of safety of use.

This is how the world's unique INNOVO panel was born. Its closed structure and 5 layers of folded sheet steel at the hinges assure structural rigidity, while the filling made of a highly insulating 60 mm thick foam along with special covers and seals give the excellent thermal insulation performance.

This panel structure allowed us to build a perfect door curtain that makes the PRIME door an innovative technological breakthrough.

INNOVO
PANEL
60 mm

1

3

4

5

2

6

- 1 flexible panel joint cover
- 2 aluminium profile for fastening flexible covers
- 3 five steel layers at the hinge fastening
- 4 panel joint seal
- 5 concealed hinge
- 6 PU foam

Panel cross-section with the panel joint cover installed on the inner side of the door curtain.



New **DESIGN TRENDS**

PRIME is universal aesthetics with a sense of comfort, high value and modern luxury. That is how PRIME defines the new design philosophy in its class.

The PRIME design has the key features which can be defined as minimalist on its own - clean lines and a synthesis of form, both of which reflect the aesthetic attitude of modern architecture.

The PRIME form seemingly becomes a background. With a perfect internal design, the sectional door surprises with state-of-the-art engineering solutions and the wide gamut of finishes which conceal the moving parts. Each detail has been flawlessly perfected to confirm the conceptual continuity of the design time and become the absolute essence of design.





Coated
parts of
THE STRUCTURE

Perfectly
refined
DETAILS



Perfect **IN EVERY DETAIL**

PRIME is a design focused on elegant and timeless simplicity to break the purely functional convention that has been predominant in garage doors. We have designed PRIME with attention to every single detail, because perfection depends on details.



WIŚNIC
P R I

Perfectly
BUILT

An icon of **SAFETY**

PRIME does away with safety stereotypes. It is not simply a vision of a high aesthetic garage door, it is also our reflection of care for safety.

PRIME is an end-to-end approach to safety and security: we have applied the technology not only to protect, but first to prevent hazards. The numerous advanced safety systems of the structural parts and mechanisms help protect all users and make your home a safer place.

With a perfectly integrated drive system, PRIME is a technological precursor every detail of which demonstrates the inextricability of quality and safety.





A photograph of a modern garage door system. The door is white with horizontal slats and is partially open. The system includes a motor unit at the top, a track system, and a vertical support. Three blue circular callouts with white numbers are placed on the image: '4' is on the top track, '5' is on the vertical support, and '3' is on the lower part of the vertical support. The background is a plain, light-colored wall.

A new definition of **SAFETY**

The individual systems which make a safe garage door are interdependent and interact with specific structural parts. They include, among others, fixed guide covers, moving roller covers, the integrated spring shaft cover, the shaft side covers and the spring covers, as well as the inner covers at the panel joints.



1. Shaft side covers



2. Flexible panel joint covers



3. Vertical guide covers



4. Integrated shaft and spring cover



5. Moving roller and guide covers



6. Photocells

Revolutionary **INSULATED**

Thermal insulation is what makes PRIME stand out and qualify the door among the products recommended for energy-saving or even passive buildings. PRIME answers the demand for maximised energy gain and the minimised thermal losses of buildings.

Achieving this performance in a garage door required the lowest heat transfer coefficient attainable.

PRIME fully benefits from the thermal insulation properties of the INNOVO panels and the PRIME sealing systems to eliminate heat losses at the 'thinnest' points across the door curtain.



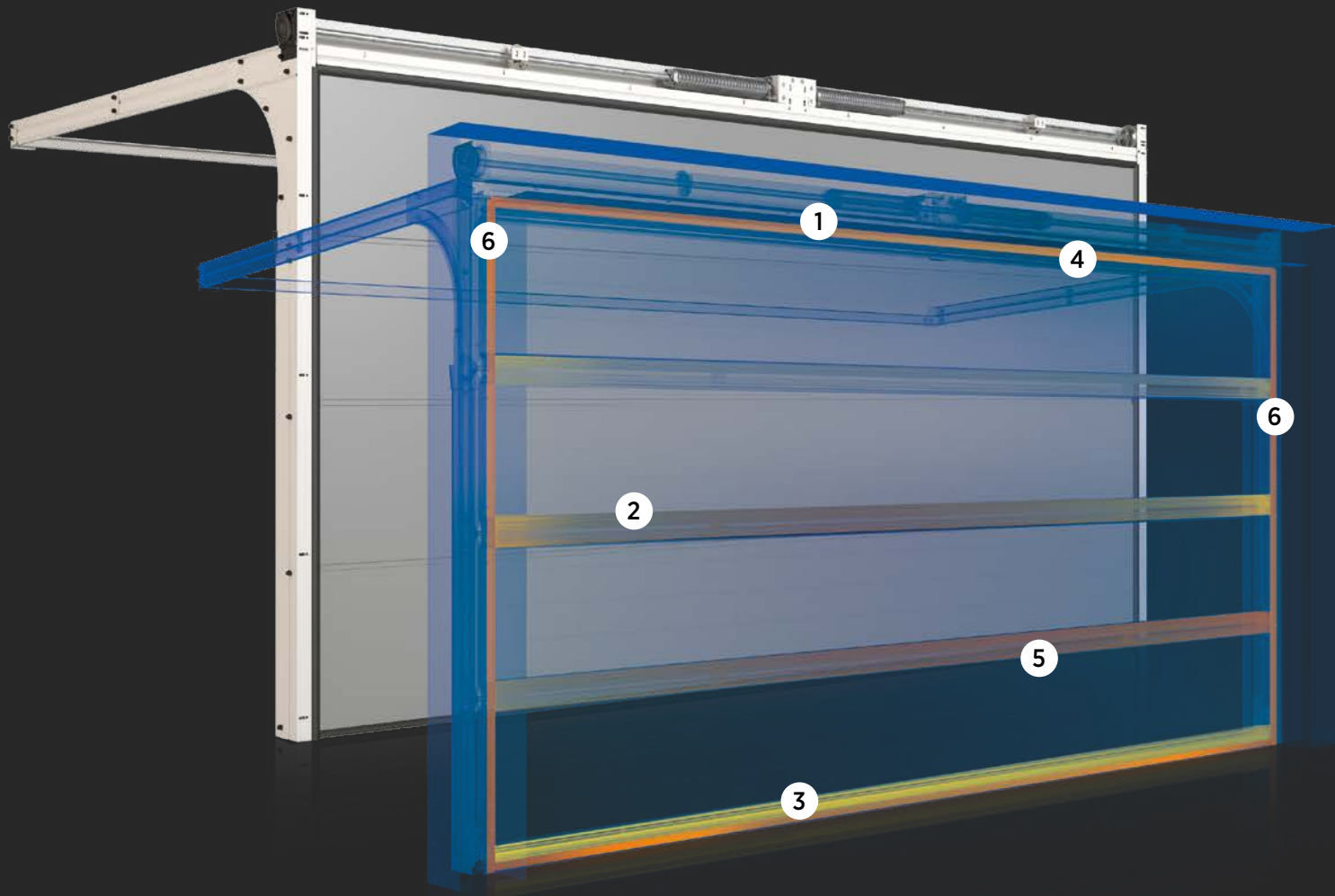


The crown arguments of **EFFICIENT INSULATION**


The U index of the INNOVO panel is $0.37 \text{ W/m}^2\text{K}$, which translates into the thermal insulation performance of the whole door. The new panel, **the double top and bottom seals of the door curtain** and **the panel joint covers** helped us achieve an excellent heat transfer coefficient of $0.9 \text{ W/m}^2\text{K}^*$.




* Parameters given for a garage door sized 3000 mm x 3000 mm and certified by the tests at the Building Research Institute.




1. Extra inner top seal




2. Rubber seals (panel joint covers)



3. Double bottom seal



4. Top seal in the fascia



5. Panel joint seals



6. Side seals

Drive unit **SOMFY** **DEXXO PRO 3S RTS**

THE PRECISE CONFIGURATION OF THE DRIVE SYSTEM IS THE BEST COMBINATION OF EXCELLENT PERFORMANCE, FULL CONTROL, COMFORT OF USE AND 100 PERCENT SAFETY.

PHOTOCELLS SYSTEM - the photocells stop and reverse the door to the open position if any obstacle is detected in the door clearance.

MECHANICAL ANTIBURGLARY LOCK - keeps the door locked in the closed position and prevents unauthorised opening.

AMPEROMETRIC OBSTACLE DETECTION - the overload protection stops the door curtain movement and reverses it open when the bottom edge touches an obstacle.

BACKUP BATTERY - allows opening and closing the door when the mains voltage is out.

SILENT TOOTHED BAR: assures silent running of the door, which is very important in garages structurally connected to the home building or close to bedrooms.

FEATURES AN INTEGRATED WARNING LIGHT.

OPTIONAL OUTDOOR LIGHT SOURCE, E.G. DRIVEWAY LAMP(S) CAN BE CONNECTED.



KEYGO TRANSMITTER, 4-CHANNEL RTS

The Keygo transmitter enables remote control of the door and programming up to 4 different devices. The transmitter is built of extremely robust materials, assuring a long life.



Drive unit
SOMMER
Duo Vision*

*PRIME garage door can also be equipped with **SOMMER Duo Vision** drive.

The PRIME doors are available in wood colours: Golden Oak (smoothgrain) and Walnut (smoothgrain)

The Crowning **OF YOUR INVESTMENT**

We designed PRIME carefully to make it perfect inside and out. Inspired by your needs, it has been endowed with special features that make the door unique in every respect.



www.wisniowski.pl/en/





PRIME • RAL 9016 / silkline texture

DESIGN | SAFETY | THERMAL INSULATION



PRIME • RAL 6037 / silkline texture





PRIME • Anthracite / sandgrain texture

DESIGN | SAFETY | THERMAL INSULATION



PRIME • RAL 9016 / silkline texture





PRIME • RAL 9016 / silkline texture

Gates, doors, fences


IN ONE DESIGN

The WIŚNIEWSKI Home Inclusive combines a single stylistic line of gates, doors and fences. It is an example of design engineering aimed at consistency of usable space. It inspires, creates and sets the trends the design of which is based on excellent performance and unique appearance.


The collection features PRIME, the new generation of sectional garage doors, a product synonymous with style and safety. Their unparalleled quality and refined simplicity of form complement the collection and stand as an aesthetic masterpiece.



Sliding gate



Sectional door



Flush door

PRIME
sectional door

CREO
aluminium door

MODERN
sliding gate



⁽¹⁾ WIŚNIEWSKI provides a 10 year guarantee for corrosion protection of gates, wickets, sections and posts processed by hot galvanizing and powder coating. ⁽²⁾ Parameters given for a garage door sized 3000 mm x 3000 mm and certified by the tests at the Building Research Institute. ⁽³⁾ For doors measuring 1200 mm x 2200 mm

WIŚNIEWSKI
HOME INCLUSIVE



WIŚNIEWSKI



WIŚNIEWSKI



DISCOVER **MORE...**
www.wisniowski.pl



GATES | DOORS | FENCES